

WTO

CoolSpeed[®] mini

Affordable ultra-high rotation speed
up to 75,000 rpm!


In operation:



Fits in standard tool holders
Best dynamic runout
Extended tool life

CoolSpeed[®] mini

Affordable ultra-high rotation speed
up to 75,000 rpm!



Max. rpm	75,000
Tool shank Ø	3 mm, 4 mm, 6 mm
Driven by	coolant, cutting oil, air mist
Coolant pressure	145-870 psi (10-60 bar) for CoolSpeed [®] mini
Air mist pressure	58-73 psi (4-5 bar) for CoolSpeed [®] mini Air



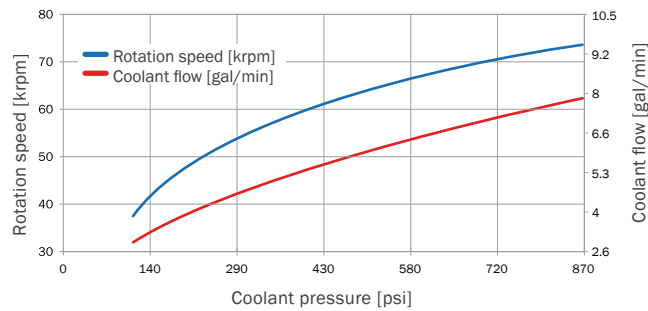
CoolSpeed® mini

CM-CE-F025-010-4-A (TBC1304)

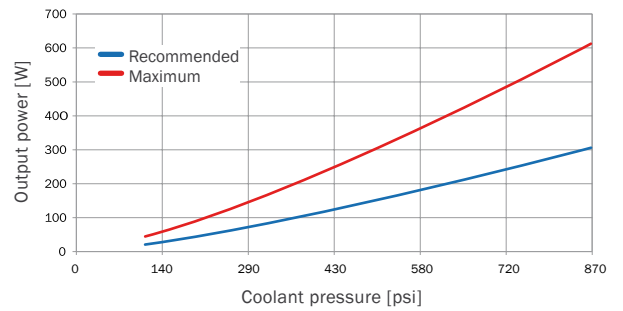
Max. rpm	75,000
Output power	300 W
Tool shank Ø	3 mm, 4 mm, 6 mm
Shaft Ø	25 mm
Driven by	coolant, cutting oil
Coolant pressure	145-870 psi (10-60 bar)
Coolant flow	3-8 gal/min (11-30 l/min)



Rotation speed & Coolant flow/Coolant pressure



Output power/Coolant pressure



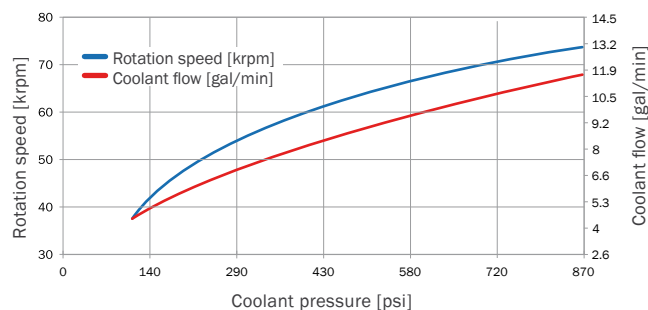
CoolSpeed® mini

CM-CE-F025-017-6-A (TBC1306)

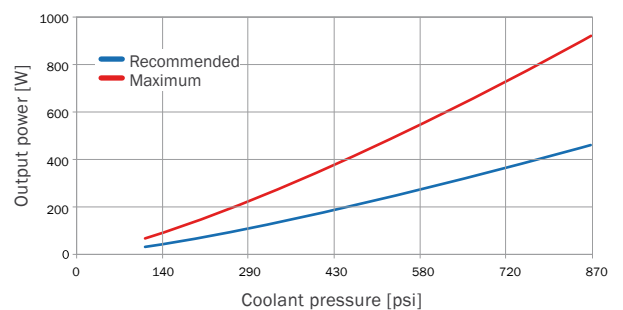
Max. rpm	75,000
Output power	500 W
Tool shank Ø	3 mm, 4 mm, 6 mm
Shaft Ø	25 mm
Driven by	coolant, cutting oil
Coolant pressure	145-870 psi (10-60 bar)
Coolant flow	3-8 gal/min (11-30 l/min)



Rotation speed & Coolant flow/Coolant pressure



Output power/Coolant pressure



CoolSpeed® mini 90

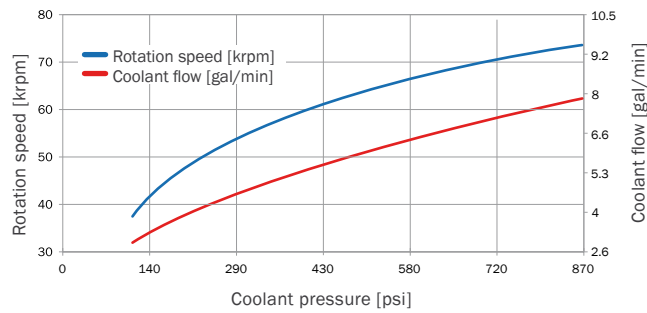
CM-CI-R016-016-4-A

(TBP1304)

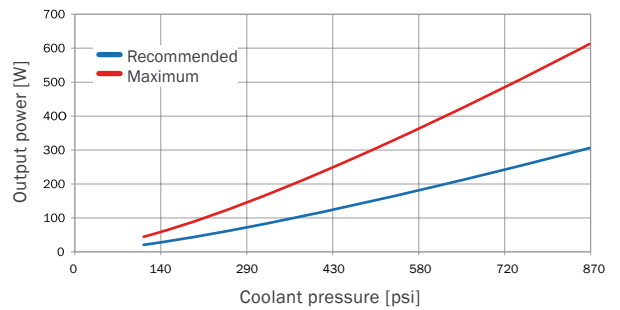
Max. rpm	75,000
Output power	300 W
Tool shank Ø	3 mm, 4 mm, 6 mm
Shaft Ø	16 mm
Driven by	coolant, cutting oil
Coolant pressure	145-870 psi (10-60 bar)
Coolant flow	3-8 gal/min (11-30 l/min)



Rotation speed & Coolant flow/Coolant pressure



Output power/Coolant pressure



CoolSpeed® mini 90

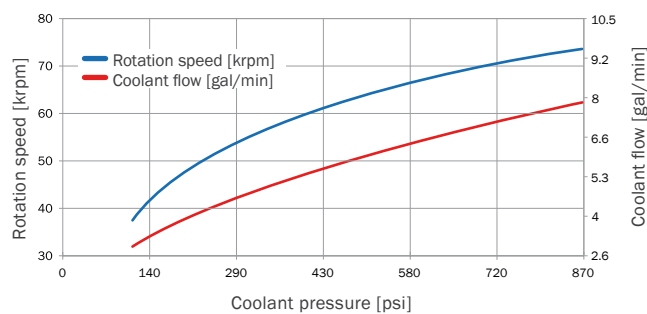
CM-CI-R022-016-4-A

(TBP1304.22)

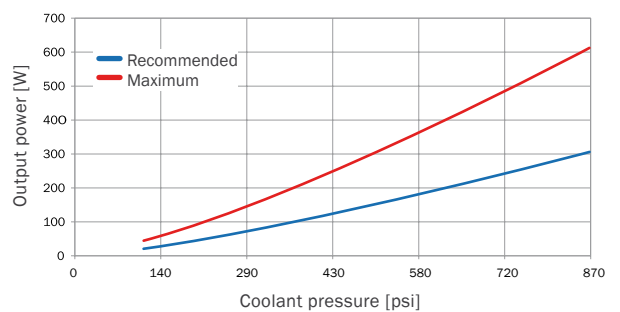
Max. rpm	75,000
Output power	300 W
Tool shank Ø	3 mm, 4 mm, 6 mm
Shaft Ø	22 mm
Driven by	coolant, cutting oil
Coolant pressure	145-870 psi (10-60 bar)
Coolant flow	3-8 gal/min (11-30 l/min)



Rotation speed & Coolant flow/Coolant pressure



Output power/Coolant pressure



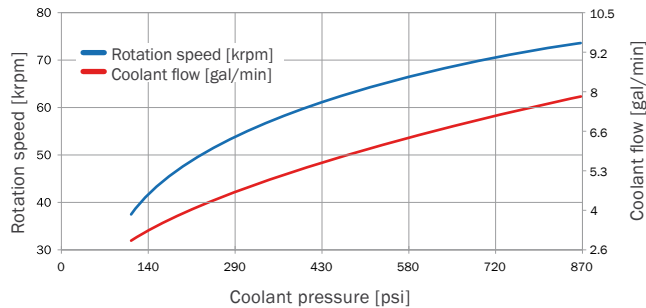
CoolSpeed® mini V

CM-CV-R016-040-4-A (TBV1304)

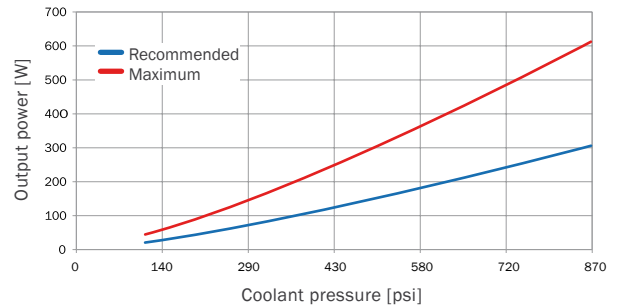
Max. rpm	75,000
Output power	300 W
Tool shank Ø	3 mm, 4 mm, 6 mm
Shaft Ø	16 mm
Driven by	coolant, cutting oil
Coolant pressure	145-870 psi (10-60 bar)
Coolant flow	3-8 gal/min (11-30 l/min)



Rotation speed & Coolant flow/Coolant pressure



Output power/Coolant pressure



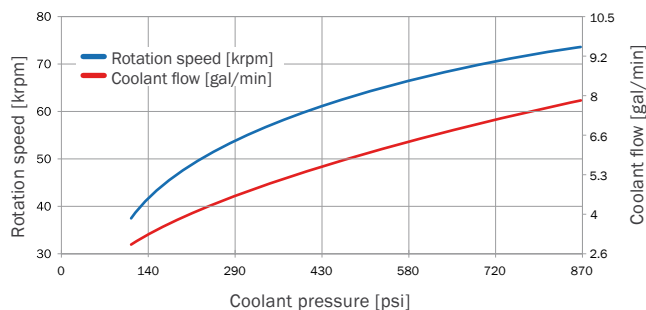
CoolSpeed® mini EX

CM-CE-F100-043-4-A (TBS1304.25.4)

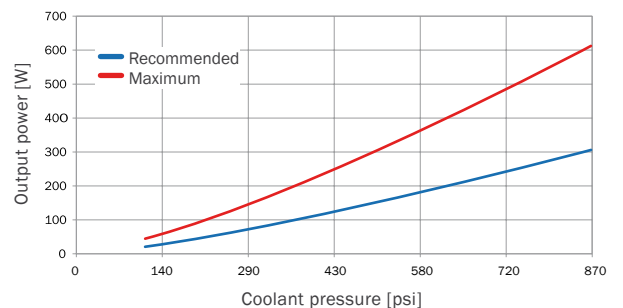
Max. rpm	75,000
Output power	300 W
Tool shank Ø	3 mm, 4 mm, 6 mm
Shaft Ø	1.00"
Driven by	coolant, cutting oil
Coolant pressure	145-870 psi (10-60 bar)
Coolant flow	3-8 gal/min (11-30 l/min)



Rotation speed & Coolant flow/Coolant pressure



Output power/Coolant pressure



CoolSpeed® mini EX

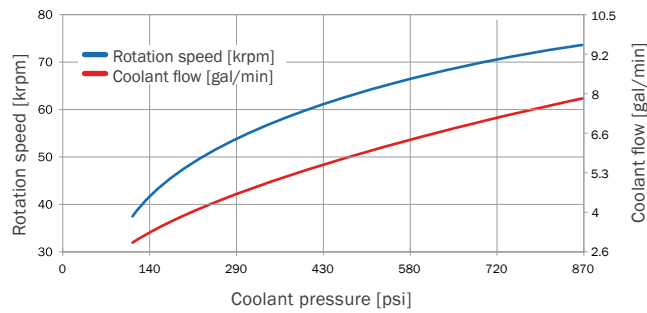
CM-CE-R016-046-4-A

(TBE1304.16)

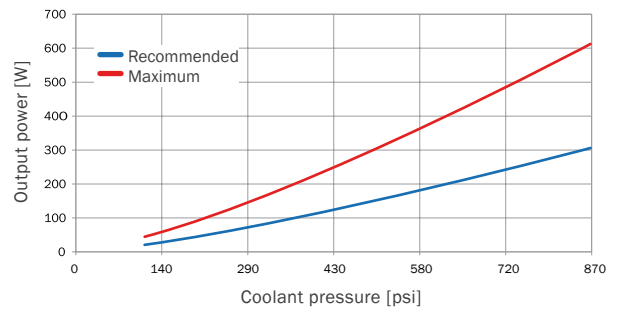
Max. rpm	75,000
Output power	300 W
Tool shank Ø	3 mm, 4 mm, 6 mm
Shaft Ø	16 mm
Driven by	coolant, cutting oil
Coolant pressure	145-870 psi (10-60 bar)
Coolant flow	3-8 gal/min (11-30 l/min)



Rotation speed & Coolant flow/Coolant pressure



Output power/Coolant pressure



CoolSpeed® mini EX

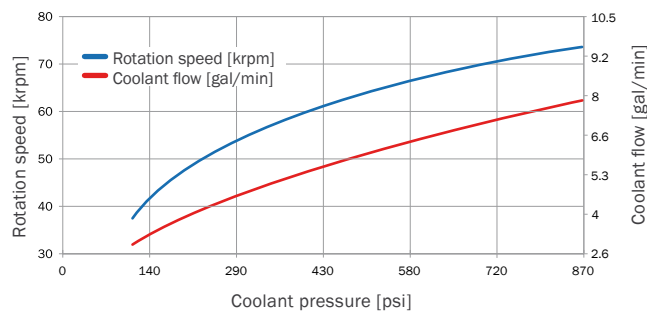
CM-CE-R022-046-4-A

(TBE1304.22)

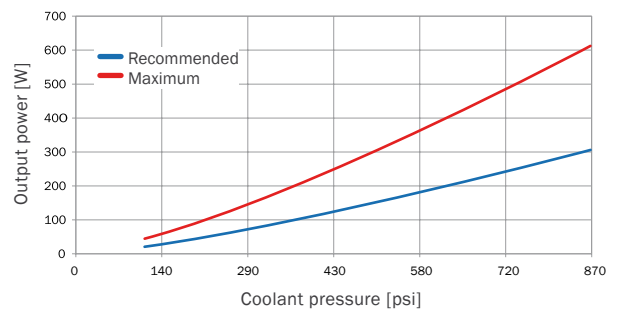
Max. rpm	75,000
Output power	300 W
Tool shank Ø	3 mm, 4 mm, 6 mm
Shaft Ø	22 mm
Driven by	coolant, cutting oil
Coolant pressure	145-870 psi (10-60 bar)
Coolant flow	3-8 gal/min (11-30 l/min)



Rotation speed & Coolant flow/Coolant pressure



Output power/Coolant pressure



CoolSpeed® mini EX

for Citizen Lathes

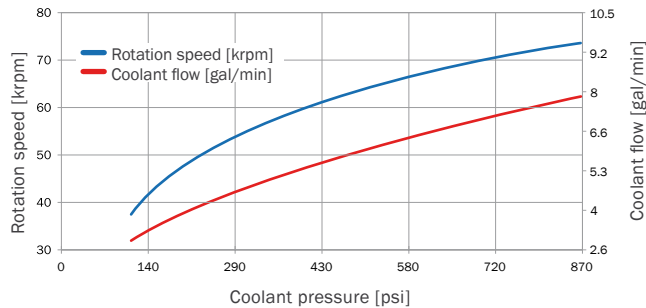
CM-CE-F075-043-4-A

(TBS1304.1940)

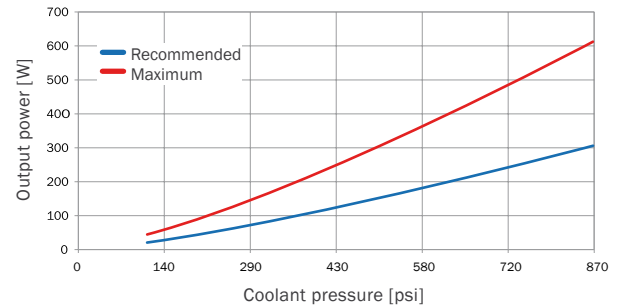
Max. rpm	75,000
Output power	300 W
Tool shank Ø	3 mm, 4 mm, 6 mm
Shaft Ø	3/4"
Driven by	coolant, cutting oil
Coolant pressure	145-870 psi (10-60 bar)
Coolant flow	3-8 gal/min (11-30 l/min)



Rotation speed & Coolant flow/Coolant pressure



Output power/Coolant pressure



CoolSpeed® mini EX

for Star Lathes

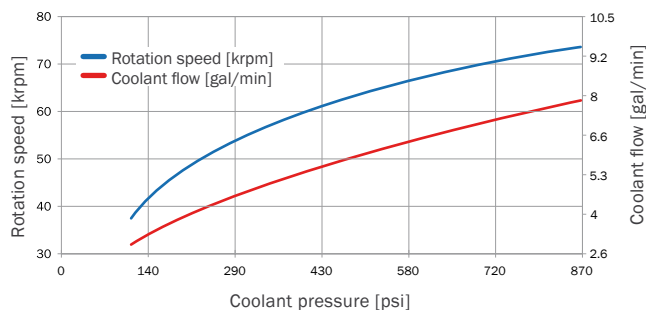
CM-CE-F022-043-4-A

(TBS1304.2240)

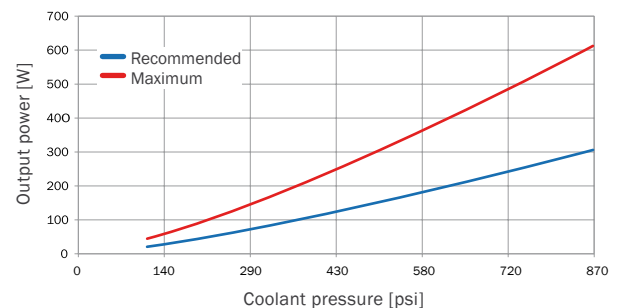
Max. rpm	75,000
Output power	300 W
Tool shank Ø	3 mm, 4 mm, 6 mm
Shaft Ø	22 mm
Driven by	coolant, cutting oil
Coolant pressure	145-870 psi (10-60 bar)
Coolant flow	3-8 gal/min (11-30 l/min)



Rotation speed & Coolant flow/Coolant pressure



Output power/Coolant pressure



CoolSpeed® mini Air

CM-AE-F025-010-12-A
(TGC1312)

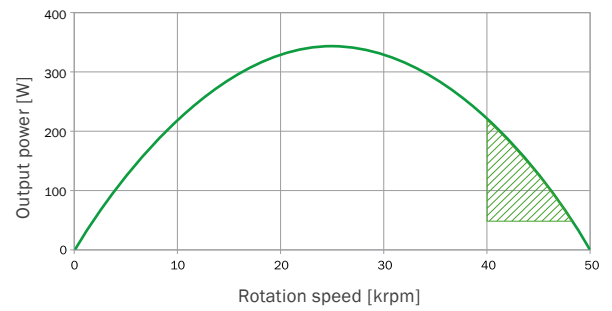
Max. rpm	55,000
Output power	200 W
Tool shank Ø	3 mm, 4 mm, 6 mm
Shaft Ø	25 mm
Driven by	air mist
Air mist pressure	58-73 psi (4-5 bar)



Rotation speed/Air pressure



Output power/Rotation speed



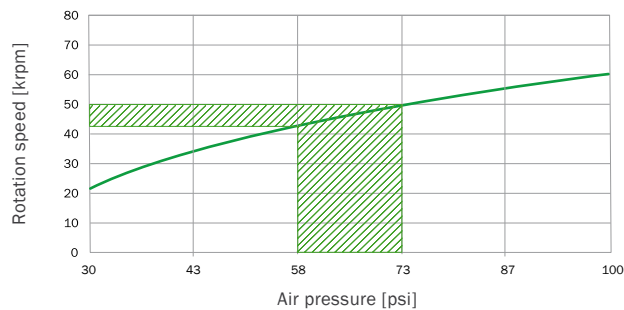
CoolSpeed® mini 90 Air

CM-AI-R016-016-12-A
(TGP1312)

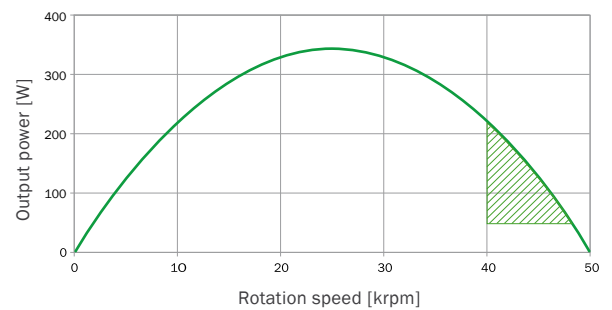
Max. rpm	55,000
Output power	200 W
Tool shank Ø	3 mm, 4 mm, 6 mm
Shaft Ø	16 mm
Driven by	air mist
Air mist pressure	58-73 psi (4-5 bar)



Rotation speed/Air pressure



Output power/Rotation speed



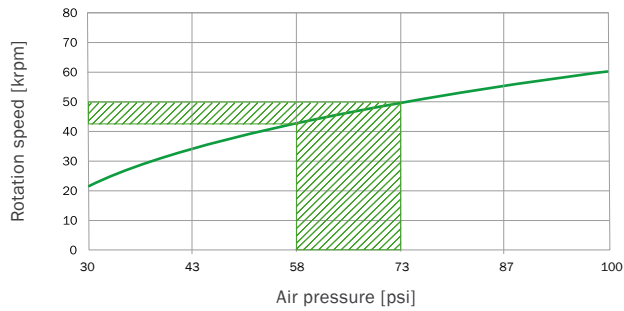
CoolSpeed® mini V Air

CM-AV-R016-040-12-A
(TGV1312)

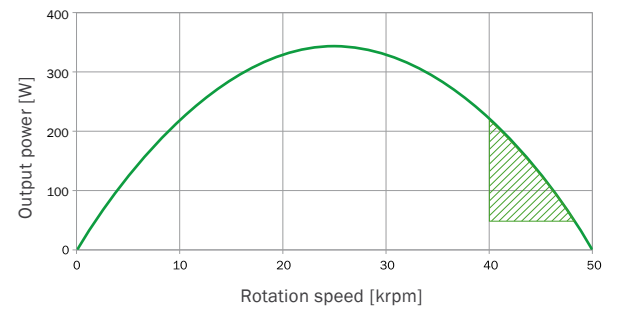
Max. rpm	55,000
Output power	200 W
Tool shank Ø	3 mm, 4 mm, 6 mm
Shaft Ø	16 mm
Driven by	air mist
Air mist pressure	58-73 psi (4-5 bar)



Rotation speed/Air pressure



Output power/Rotation speed



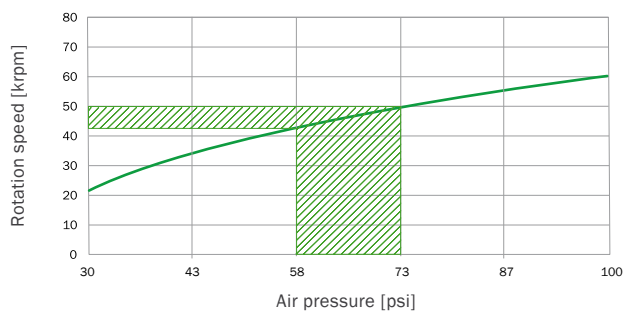
CoolSpeed® mini EX Air

CM-AE-R016-046-12-B
(TGD1312)

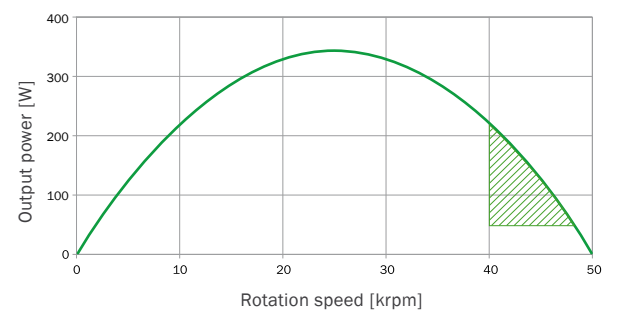
Max. rpm	55,000
Output power	200 W
Tool shank Ø	3 mm, 4 mm, 6 mm
Shaft Ø	16 mm
Driven by	air mist
Air mist pressure	58-73 psi (4-5 bar)



Rotation speed/Air pressure



Output power/Rotation speed



CoolSpeed® mini EX Air

CM-AE-R016-046-12-A
(TGE1312.16)

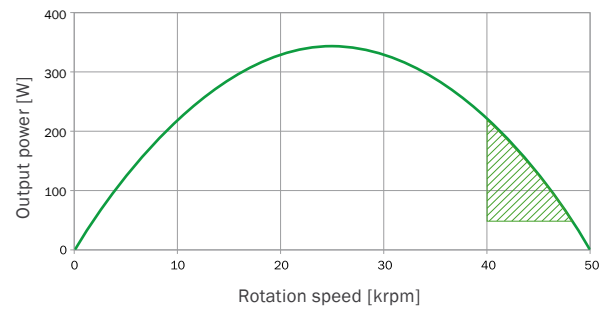
Max. rpm	55,000
Output power	200 W
Tool shank Ø	3 mm, 4 mm, 6 mm
Shaft Ø	16 mm
Driven by	air mist
Air mist pressure	58-73 psi (4-5 bar)



Rotation speed/Air pressure



Output power/Rotation speed



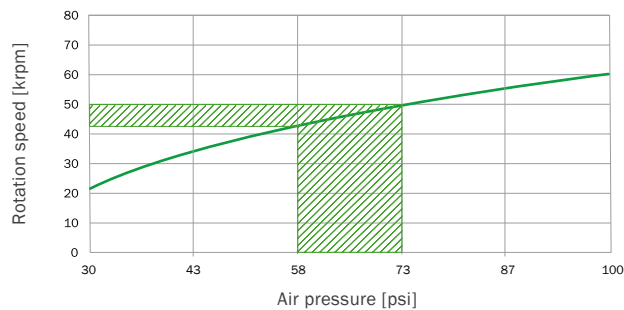
CoolSpeed® mini EX Air

CM-AE-R022-046-12-A
(TGE1312.22)

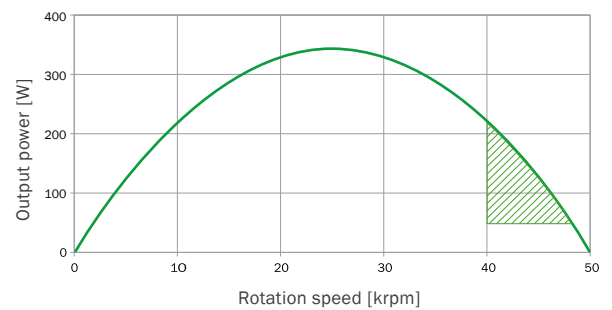
Max. rpm	55,000
Output power	200 W
Tool shank Ø	3 mm, 4 mm, 6 mm
Shaft Ø	22 mm
Driven by	air mist
Air mist pressure	58-73 psi (4-5 bar)



Rotation speed/Air pressure



Output power/Rotation speed



CoolSpeed® mini EX Air

for Citizen Lathes

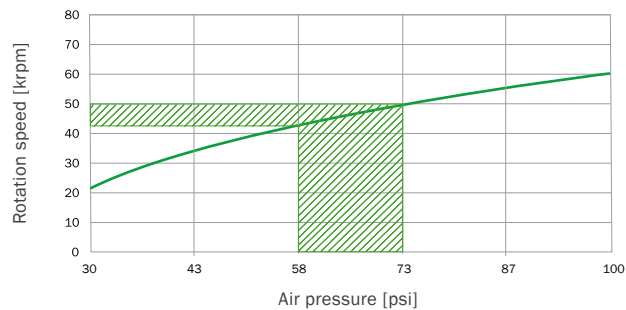
CM-AE-F075-043-12-A

(TGS1312.1940)

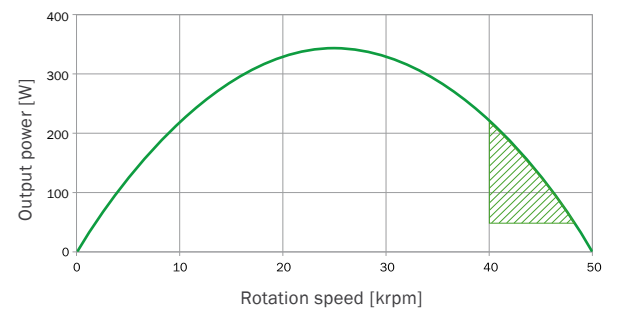
Max. rpm	55,000
Output power	200 W
Tool shank Ø	3 mm, 4 mm, 6 mm
Shaft Ø	¾"
Driven by	air mist
Air mist pressure	58-73 psi (4-5 bar)



Rotation speed/Air pressure



Output power/Rotation speed



CoolSpeed® mini EX Air

for Star Lathes

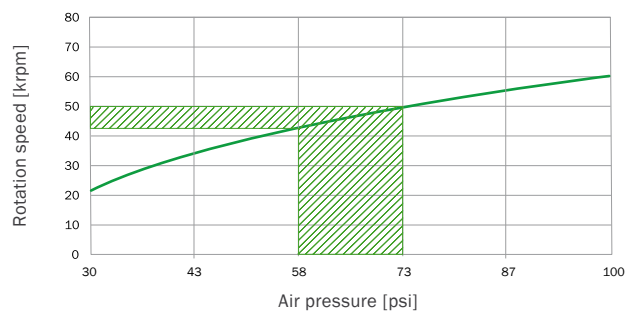
CM-AE-F022-043-12-A

(TGS1312.2240)

Max. rpm	55,000
Output power	200 W
Tool shank Ø	3 mm, 4 mm, 6 mm
Shaft Ø	22 mm
Driven by	air mist
Air mist pressure	58-73 psi (4-5 bar)



Rotation speed/Air pressure



Output power/Rotation speed



CoolSpeed® mini

Replacement kit (2 bearings, 1 turbine)

Ø3 mm	CM-SRK-030 (RK13M3)
Ø4 mm	CM-SRK-040 (RK13M4)
Ø6 mm	CM-SRK-060 (RK13M6)



CoolSpeed® mini

Assembly device

Ø3 mm	CM-SMD-030 (AK13M3)
Ø4 mm	CM-SMD-040 (AK13M4)
Ø6 mm	CM-SMD-060 (AK13M6)



CoolSpeed® mini

Adapter for pressure gauge

Ø16 mm	CM-SPA-R016-4-A
Ø22 mm	CM-SPA-R022-4-A
Ø25 mm	CM-SPA-R025-4-A
Ø25 mm	CM-SPA-R025-6-A (for 500 W version)
Ø¾"	CM-SPA-R075-4-A



CoolSpeed® mini

Starter Set

Ø3 mm CM-SKC-030-A

Ø4 mm CM-SKC-040-A

Ø6 mm CM-SKC-060-A

Includes:

1 CoolSpeed® mini
CM-CE-F025-010-4-A

3 Replacement kits

1 Assembly device

1 Adapter Ø25

1 Pressure gauge



CoolSpeed® mini

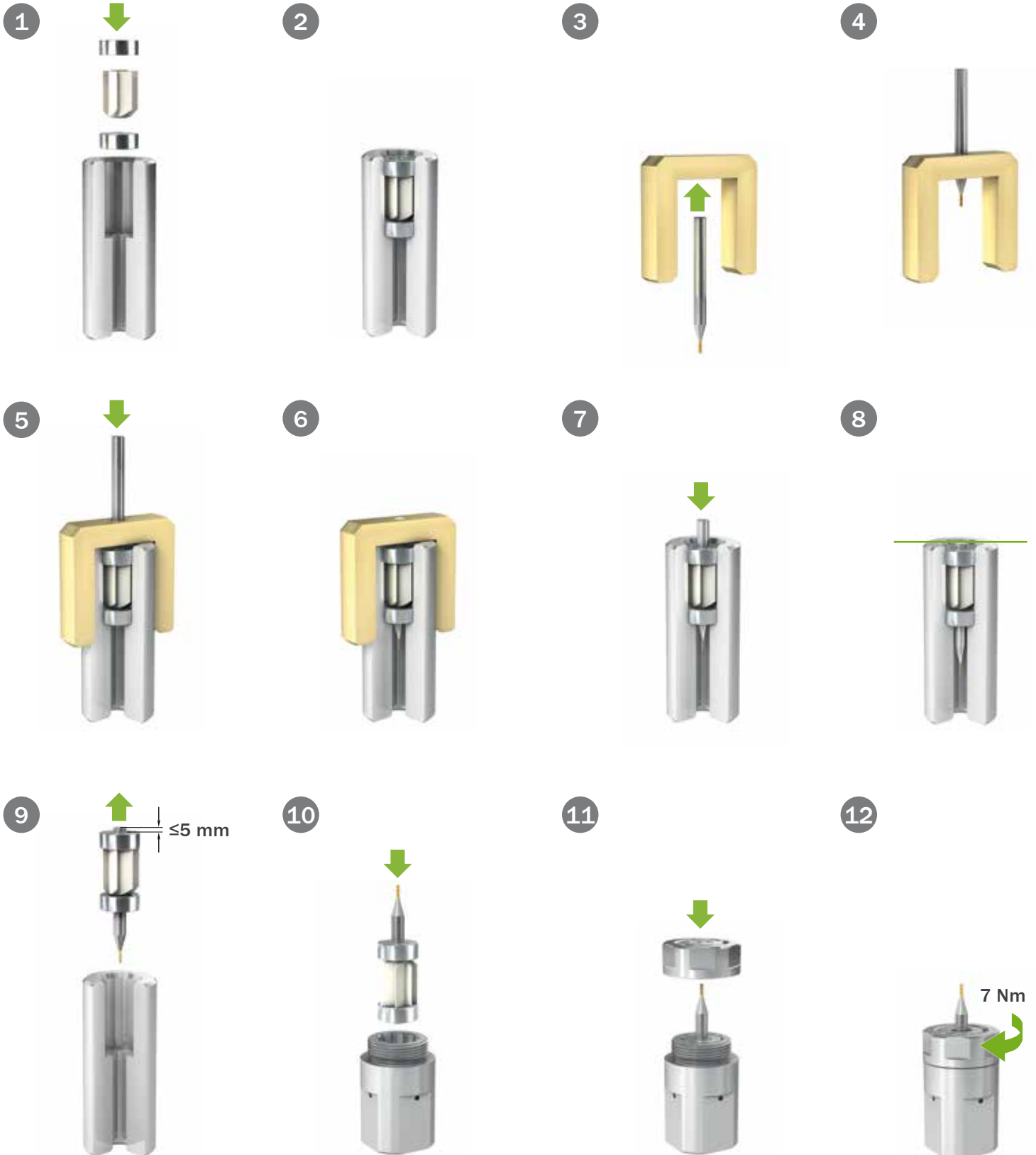
Pressure gauge

CM-SPG-60-A



CoolSpeed® mini

Assembly of cutting tool



CoolSpeed® mini

Recommended tool holder clamping

Hydraulic chuck



ER collet chuck – sealed



No side lock clamping!



CoolSpeed®

www.coolspeed.com | info@coolspeed.com

North America

WTO USA
13900-F South Lakes Dr.
Charlotte, NC 28273
USA
www.wto-usa.com



Europe

WTO GmbH
Headquarters
Auf der oberen Au 45
77797 Ohlsbach
Germany
www.wto.de



Asia

WTO Asia
Room 109-110, Building 2
No. 228 Banting Road
201615 Shanghai
China
www.wto-asia.com



WTO worldwide